



Attachment to Page No 3


FORM PTO 1449 INFORMATION DISCLOSURE STATEMENT 	ATTY. DOCKET NO. 0125-0016D1	APPLICATION NO. 09/939,833
	APPLICANT(S) McTigue et al.	
	FILING DATE August 28, 2001	GROUP 1631

RECEIVED
 OCT 03 2001
 TECH CENTER 600/2900


U.S. PATENT DOCUMENTS


EXAMINER INITIAL	DOCUMENT NUMBER	DATE	NAME	CLASS	SUB-CLASS	FILING DATE
	AA1	4,966,849	10/30/90	Valee et al.	435	199
	AB1	5,217,999	6/8/93	Levitzki, et. al.	514	613
	AC1	5,302,606	4/12/94	Spada et al.	514	357
	AD1	5,330,992	7/19/94	Eissenstat, et. al	514	312

FOREIGN PATENT DOCUMENTS

EXAMINER INITIAL	DOCUMENT NUMBER	DATE	COUNTRY	CLASS	SUB-CLASS	TRANSLATION
	AE1	WO91/15495	1991	WO		<input type="checkbox"/> Yes <input type="checkbox"/> No
	AF1	WO92/20642	1992	WO		<input type="checkbox"/> Yes <input type="checkbox"/> No
	AG1	WO92/21660	1992	WO		<input type="checkbox"/> Yes <input type="checkbox"/> No
	AH1	WO94/03427	1991	WO		<input type="checkbox"/> Yes <input type="checkbox"/> No
	AI1	WO94/10202	1994	WO		<input type="checkbox"/> Yes <input type="checkbox"/> No
	AJ1	WO 98/49300	11/5/98	WO		<input type="checkbox"/> Yes <input type="checkbox"/> No

OTHER (Including Author, Title, Date, Pertinent Pages, etc.)

	AK	<u>1</u>	Adamis et al., <u>Arch. Ophthalmol.</u> , 114:66-71 (1996).
	AL	<u>1</u>	Agouron Pharmaceuticals, Inc. "Agouron Solves Structure of Key Target for Drugs to Block Angiogenesis: Human VEGF Receptor 2 Kinase", March 4, 1999.
	AM	<u>1</u>	Bazenet et al., <u>Mol. Cell. Biol.</u> , 16:6926-6936 (1996)
	AN	<u>1</u>	Borgström et al, <u>Cancer Res.</u> , 56:4032-4039 (1996)
	AO	<u>1</u>	Bourne, H.R., et al., <u>Basic & Clinical Pharmacology</u> , 3 rd Edition (Katzung et al., eds), Chapter 3, pages 9-22 (1987)
	AP	<u>1</u>	Choudhury et al., <u>FEBS Letters</u> , 282(2):351-354 (May, 1991)
	AQ	<u>1</u>	Dvorak et al., <u>Am. J. Path.</u> , 146:1029-1039 (1995)
	AR	<u>1</u>	DeVries et al., <u>Science</u> , 255:989-991 (1992)
AS	<u>1</u>	Dougher-Vermazen et al., <u>Biochem. Biophys. Res. Comm.</u> , 205:728-738 (1994)	

EXAMINER 	DATE CONSIDERED <u>8-7-03</u>
--	-------------------------------

EXAMINER. Initial if reference considered, whether or not citation is in conformance with MPEP 609. Draw line through citation if not in conformance and not considered. Include copy of this form with next communication to Applicant.

FORM PTO 1449 <u>INFORMATION DISCLOSURE STATEMENT</u>	ATTY. DOCKET NO. 0125-0016D1	APPLICATION NO. 09/939,833
	APPLICANT(S) McTigue et al.	
	FILING DATE August 28, 2001	GROUP 1631



RECEIVED
OCT 03 2001
TECH CENTER 1600/2900

U.S. PATENT DOCUMENTS

EXAMINER INITIAL	DOCUMENT NUMBER	DATE	NAME	CLASS	SUB-CLASS	FILING DATE
AA2						

FOREIGN PATENT DOCUMENTS

EXAMINER INITIAL	DOCUMENT NUMBER	DATE	COUNTRY	CLASS	SUB-CLASS	TRANSLATION
AB2				—	—	Yes No

OTHER (Including Author, Title, Date, Pertinent Pages, etc.)

	AC	2	Ferrara & Henzel, <u>Biochem. Biophys. Res. Comm</u> , 161:851-858 (1989) – Abstract only.
	AD	2	Ferrara N. and Davis-Smyth, <u>Endocrine Rev.</u> , 18:4-25 (1997)
	AE	2	Folkham, <u>J. Natl., Cancer Inst.</u> , 82:4-6 (1991)
	AF	2	Folkman et al., <u>J. Biol. Chem.</u> , 267:10931-10934 (1992)
	AG	2	Heidaran et al., <u>Mol. Cell. Biol.</u> , 11:134-142 (1991)
	AH	2	Hori et al., <u>Cancer Res.</u> , 51:6180-9184 (1991)
	AI	2	Houck, et al., <u>J. Biol. Chem.</u> , 267:26031-26037 (1992)
	AJ	2	Hubbard, <u>EMBO J.</u> , 16:5572-5581 (FGFR1) (1997)
	AK	2	Hubbard, et al., <u>Nature</u> , 372:746-754 (1994)
	AL	2	Jellinek, et al., <u>Biochemistry</u> , 3:10450-56 (1994)
	AM	2	Johnson et al., <u>Cell</u> , 85:149-158 (1996)
	AN	2	Kazlauskas et al., <u>Mol. Cell. Biol.</u> , 12:2534-2544 (1992)
	AO	2	Kim et al., <u>Nature</u> , 362:841-843 (1993)
	AP	2	Kinsella, et al., <u>Exp. Cell Res.</u> , 199:56-62 (1992)
	AQ	2	Klagsburn & Soker, <u>Current Biology</u> , 3:699-702 (1993)
AR	2	Knighton et al., <u>Science</u> , 253:407-413 (1991)	
AS	2	Kumar and Fidler, <u>In Vivo</u> , 18:27-34 (1998) – Abstract only.	


EXAMINER

DATE CONSIDERED

8-7-03

EXAMINER: Initial if reference considered, whether or not citation is in conformance with MPEP 609. Draw line through citation if not in conformance and not considered. Include copy of this form with next communication to Applicant.

FORM PTO 1449		ATTY. DOCKET NO. 0125-0016D1	APPLICATION NO. 09/939,833
INFORMATION DISCLOSURE STATEMENT		APPLICANT(S) McTigue et al.	
		FILING DATE August 28, 2001	GROUP 1631



RECEIVED
 OCT 03 2001
 TECH CENTER 1600/2900

U.S. PATENT DOCUMENTS

EXAMINER INITIAL	DOCUMENT NUMBER	DATE	NAME	CLASS	SUB-CLASS	FILING DATE
AA3						

FOREIGN PATENT DOCUMENTS

EXAMINER INITIAL	DOCUMENT NUMBER	DATE	COUNTRY	CLASS	SUB-CLASS	TRANSLATION
AB3						Yes No

OTHER (Including Author, Title, Date, Pertinent Pages, etc.)

	AC	<u>3</u>	Lev et al., <u>Proc. Natl. Acad. Sci. USA</u> , 89:678-682 (1992)
	AD	<u>3</u>	Matsui, T., et al., <u>Science</u> , 243:800-804 (1989)
	AE	<u>3</u>	McLeskey et al., <u>Cancer Res.</u> , 53:2168-2177 (1993)
	AF	<u>3</u>	McRee et al., <u>J. Struct. Biol.</u> , 125 (2-3):156-165 (1999) – Abstract only.
	AG	<u>3</u>	Mohammadi et al., <u>Cell</u> , 86:577-87 (1996)
	AH	<u>3</u>	Mohammadi et al., <u>Science</u> , 276:955-960 (1997)
	AI	<u>3</u>	Mullis, et al. <u>Biotechnology</u> , 24:17-27 (1992) – Abstract Only.
	AJ	<u>3</u>	Parast et al., <u>Biochemistry</u> , 37(47):16788-16801 (11/05/1998)
	AK	<u>3</u>	Pepper, M.S., <u>Vasc. Med.</u> , 1:259-266 (1996) – Abstract Only.
	AL	<u>3</u>	Reedjik, et al., <u>EMBO J.</u> , 11:1365-1372 (1992)
	AM	<u>3</u>	Risau, W., <u>FASEB J.</u> , 9:926-933 (1995)
	AN	<u>3</u>	Schuchter, et al., <u>Cancer Res.</u> , 51:682-687 (1991)
	AO	<u>3</u>	Seetharm, et al., <u>Oncogene</u> , 10:135-147 (1995)
	AP	<u>3</u>	Severinsson et al., <u>Mol. Cell. Biol.</u> , 10:801-809 (1990)
	AQ	<u>3</u>	Shalaby et al., <u>Nature</u> , 376:576-579 (1995)
	AR	<u>3</u>	Shibuya, et al., <u>Oncogene</u> , 5:519-524 (1990)
	AS	<u>3</u>	Szekanecz, et al., <u>J. Investig. Med.</u> , 46:27-41 (1998)


EXAMINER

DATE CONSIDERED

D-7-03

EXAMINER: Initial if reference considered, whether or not citation is in conformance with MPEP 609. Draw line through citation if not in conformance and not considered. Include copy of this form with next communication to Applicant.

FORM PTO 1449		ATTY. DOCKET NO. 0125-0016D1	APPLICATION NO. 09/939,833
INFORMATION DISCLOSURE STATEMENT		APPLICANT(S) McTigue et al.	
		FILING DATE August 28, 2001	GROUP 1631



RECEIVED
 OCT 03 2001
 TECH CENTER 1600/2580

U.S. PATENT DOCUMENTS

EXAMINER INITIAL	DOCUMENT NUMBER	DATE	NAME	CLASS	SUB-CLASS	FILING DATE
AA4						

FOREIGN PATENT DOCUMENTS

EXAMINER INITIAL	DOCUMENT NUMBER	DATE	COUNTRY	CLASS	SUB-CLASS	TRANSLATION
AB4						Yes No

OTHER (Including Author, Title, Date, Pertinent Pages, etc.)


AC	4	Takano, et al., <u>Mol. Bio. Cell</u> , 4:358A, (1993)
AD	4	Taylor, et al., <u>EMBO Journal</u> , 8(7):2029-2037 (1989)
AE	4	Terman et al., <u>Biochem Biophys. Res. Commun.</u> , 187:1579-8 (1992)
AF	4	Thomas, K., <u>J. Biol Chem</u> , 271(2):603-606 (1996) – Abstract only.
AG	4	Thomas & Kendall, <u>Proc. Natl. Acad. Sci.</u> , 90:10705-09, (1994)
AH	4	Tolentino and Adamis, <u>Int. Ophthalmol. Clin.</u> 38:77-94, (1988)
AI	4	Vaisman et al., <u>J. Biol. Chem.</u> , 265:19461-19566, (1990)
AJ	4	van der Geer et al., <u>Ann. Rev. Cell Biol</u> , 10:251-337, (1994) – Abstract only.
AK	4	Waltenberger et al., <u>J. Biol. Chem.</u> , 269:26988-26995, (1994)
AL	4	Wei et al., <u>J. Biol. Chem.</u> , 270:8122-8130, (1995)
AM	4	Weidner, et al., <u>New Engl. J. Med.</u> , 324:1-5, (1991)
AN	4	Yamaguchi and Hendrickson, <u>Nature</u> , 384:484-489 (1996)
AO	4	Yu et al., <u>Mol. Cell. Biol.</u> , 11:3780-3785 (1991)
AP	4	McTigue, et al. "Crystal Structure of the Kinase Domain of Human Vascular Endothelial Growth Factor Receptor 2: A Key Enzyme in Angiogenesis," <u>Structure</u> 1999; 7:319-330
AQ	4	Al-Obeidi, et al., "Protein Tyrosine Kinases: Structure, Substrate Specificity, and Drug Discovery," <u>Biopolymers (Peptide Science)</u> , Vol. 47, 197-223 (1998).
AR	4	Wei, et al., "Expression, Characterization, and Crystallization of the Catalytic Core of the Human Insulin Receptor Protein-tyrosine Kinase Domain," <u>J. Biol. Chem.</u> 1995; 270(14): 8122-8130.
AS	4	Hubbard, et al., "Crystal Structure of the Tyrosine Kinase Domain of the Human Insulin Receptor," <u>Nature</u> 1994; 372:746-759.

EXAMINER *[Signature]* DATE CONSIDERED 8-7-03

EXAMINER: Initial if reference considered, whether or not citation is in conformance with MPEP 609. Draw line through citation if not in conformance and not considered. Include copy of this form with next communication to Applicant.

RECEIVED

OCT 03 2001
TECH CENTER 1600 2909

FORM PTO 1449		ATTY. DOCKET NO. 0125-0016D1	APPLICATION NO. 09/939,833
INFORMATION DISCLOSURE STATEMENT 		APPLICANT(S) McTigue et al.	
		FILING DATE August 28, 2001	GROUP 1631

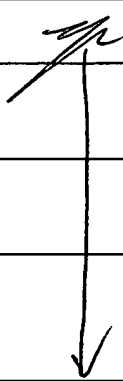
U.S. PATENT DOCUMENTS


EXAMINER INITIAL	DOCUMENT NUMBER	DATE	NAME	CLASS	SUB-CLASS	FILING DATE
AA5						

FOREIGN PATENT DOCUMENTS

EXAMINER INITIAL	DOCUMENT NUMBER	DATE	COUNTRY	CLASS	SUB-CLASS	TRANSLATION
AB5						Yes No

OTHER (Including Author, Title, Date, Pertinent Pages, etc.)

	AC	<u>5</u>	SCOPES, "Protein Purification: Principles and Practice," Second Ed., 1987, pp. 297-301.
	AD	<u>5</u>	Mohammadi, et al., "Structure of the Tyrosine Kinase Domain of Fibroblast Growth Receptor in Complex with Inhibitors," Science 997; 276: 955-960.
	AE	<u>5</u>	McDonald, et al., "The First Structure of a Receptor Tyrosine Kinase Domain: A Further Step in Understanding the Molecular Basis of Insulin Action," Structure 1995; 3:1-6.
	AF	<u>5</u>	Singh, et al., Structure-Based Design of a Potent, Selective, and Irreversible Inhibitor of the Catalytic Domain of the erbB Receptor Subfamily of Protein Tyrosine Kinases," J. Med. Chem. 1997; 40: 1130-1135.
	AG	<u>5</u>	
	AH	<u>5</u>	
	AI	<u>5</u>	
AS	<u>5</u>		

EXAMINER 	DATE CONSIDERED <u>8-7-03</u>
EXAMINER Initial if reference considered, whether or not citation is in conformance with MPEP 609. Draw line through citation if not in conformance and not considered. Include copy of this form with next communication to Applicant.	